



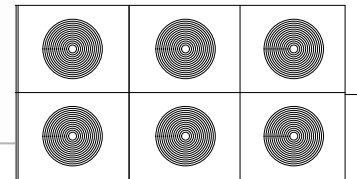


*It's All about Building a
Better Product for Our Clients!*

J&M Fluidics, Inc.
851 Tech Drive
Telford, PA 18969
Toll-Free: (888) 539-1731
Fax: 267-203-8786

Model: IESA62D

Split-System Air-Cooled 62 Ton Chiller

STANDARD ON ALL J&M MODELS:
Pentra Microsmart, Programmable Logic Controller (PLC)
with HMI Touch Screen Display.



Standard Features:

- **ETL listed** to UL1995 & CAN/CSA C22.2 No. 236-11, 4th edition, 10/14/2011
- **Single Point Power Connection**
- **Idec microprocessor controller with easy to use HMI touch screen display**
- **STAINLESS STEEL**, brazed plate evaporator
- **SEMI-HEMETIC** compressor with crankcase heater and vibration spring mounting kit
- Compressor discharge and suction pipe vibration eliminators
- Suction Accumulator
- Liquid sight-glass, solenoid, TXV and replaceable core drier
- Water flow switch
- 24V control transformer
- Fan cycle control (+40°F)
- Direct drive condenser fan motor
- Rust resistant, high CFM, aluminum condenser fan blade
- Condenser(s): copper tube/aluminum fin, Floating Tube™
- **5 year condenser warranty against tube sheet leaks**
- Compressor motor contactor
- Individual condenser motor contactors and fusing
- Condenser control panel with factory mounted door interrupt disconnect switch
- Galvanized steel sheet metal cabinet
- 1/2 inch insulation on all water and refrigerant lines
- Operating Refrigerant charge from factory
- **Factory Performance Test prior to shipment**




**Easy to Use Touch
Screen Display on
ALL J&M Chiller Models**

Options:

- **Remote Idec touchscreen control panel**
- **Industrial VPN Router**
- **5 Port Ethernet Switch**
- **BacNet Gateway**
- **Process Pump VFD Controller**
- 4 year extended compressor warranty
- 115 volt (rain tight) service outlet
- Non Fused Disconnect
- Phase Monitor, line voltage monitor offering protection against phase loss/reversal, unbalance and hi/lo voltage
- Compressor Sound Cover
- Flooded cond. w/receiver/head pressure control (0°F)
- Heated, flooded cond. w/receiver/head pressure control (-20°F)
- Factory installed evaporator heat tape freeze protection
- Fused, STAINLESS STEEL process pump
- Dual process pump with manual changeover
- Dual process pump with auto changeover
- Pump suction isolation valve
- Water pressure gauge set
- Water Flow Meter
- Copper finned condenser coil (coastal protection)
- BohnGuard™ coated condenser coil (coastal protection)
- Epoxy or Phenolic coated fins (coastal protection)
- Door Mounted HMI with weather proof cover

J&M FLUIDICS, INC. - PRODUCT DATA SHEET



It's All about Building a Better Product for Our Clients!

J&M Fluidics, Inc.

851 Tech Drive
Telford, PA 18969

Toll-Free: (888) 539-1731

Fax: 267-203-8786

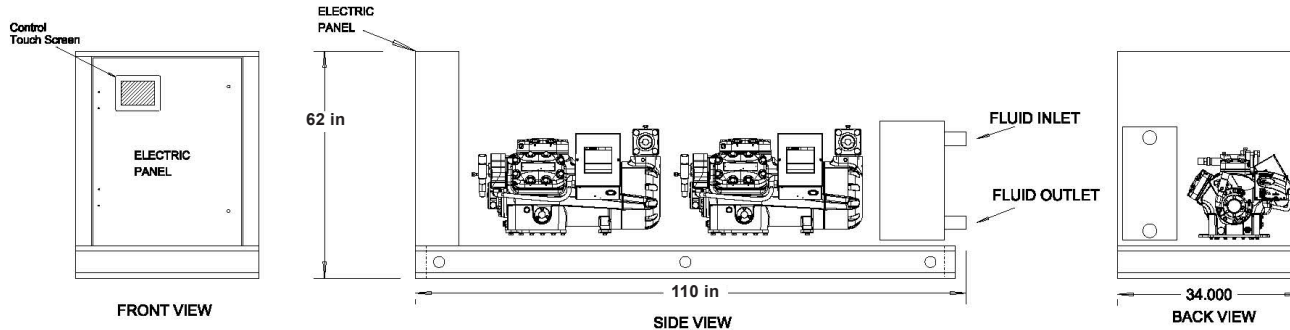
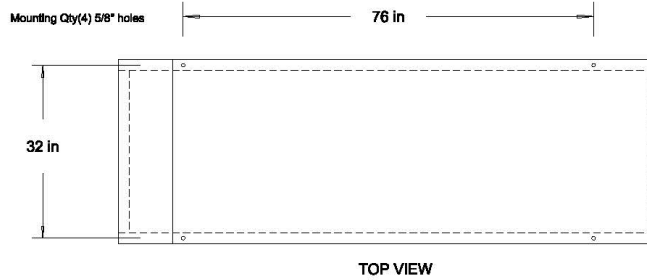
Model: IESA62D

Split-System Air-Cooled 62 Ton Chiller

Product Dimensional Drawing

© Property of J&M Fluidics, Inc.

**Includes (Model OC62D)
6 Fan – Outdoor Condenser*



Indoor Chiller Dimensional & Electrical Table (Dual Circuit)

Chiller Models	Length Inches	Width Inches	Height Inches	Power			Compressor		RLA ea.	LRA ea.	Fan Motor		MCA	M.O.P	Chiller Fluid Conn.	Weight Pounds
				Voltage	Phase	Freq.	Qty.	HP			Qty.	FLA.				
IESA62DN5	110	34	62	200/230V	3	60Hz	2	35	167.9	754	6	7	450	500	2.5" MPT	2200
IESA62DP5				230V	3	60Hz			142.3	594		7	400	500		
IESA62DH5				460V	3	60Hz			71.8	297		3.5	200	250		
IESA62DI5				575V	3	60Hz			58.3	245		2.8	150	200		

Outside Condenser Specs (OC)

Outside Condenser	Length Inches	Width Inches	Height Inches	Fan Motor		Refrigerant Conn.		Weight Pounds
				Qty.	HP	Discharge	Liquid	
OC62D	180	88	49.13	6	1.5	1 5/8"	1 1/8"	1990

Capacity Table (Refrigerant R407C)

Model	Compressor	LWT °F	80°F			90°F			95°F			100°F			105°F		
			TONS	KW	EER	TONS	KW	EER	TONS	KW	EER	TONS	KW	EER	TONS	KW	EER
62D	6DJNR40ME	42.0	74.7	65.6	11.3	67.8	71.0	9.6	64.2	73.8	8.7	60.3	76.6	7.9	56.3	79.6	7.2
		44.0	78.7	66.4	11.8	71.8	71.8	10.0	68.0	74.8	9.1	64.0	77.8	8.3	59.8	81.0	7.5
		45.0	80.7	66.8	12.0	73.7	72.4	10.2	69.8	75.2	9.4	65.7	78.4	8.5	61.5	81.6	7.7
		50.0	90.2	78.6	13.1	82.8	74.4	11.2	78.8	77.6	10.3	74.3	80.8	9.4	69.8	84.4	8.5

- Capacities on this chart are based on refrigerant R407C. Lower leaving water or low ambient can require the use of a glycol solution or other fluid blends. These solutions affect unit capacities. Please consult the factory on these or other special fluids.
- KW input is for compressor(s) only.
- EER = Energy Efficiency Ratio (BTU/watt-hour). Power inputs include compressor (s), condenser fan motor (s) and control power.