




*It's All about Building a  
Better Product for Our Clients!*

**J&M Fluidics, Inc.**  
851 Tech Drive  
Telford, PA 18969  
**Toll-Free: (888) 539-1731**  
**Fax: 267-203-8786**


**Model: IESA71D**

**Split-System Air-Cooled 71 Ton Chiller**

**STANDARD ON ALL J&M MODELS:**  
Pentra Microsmart, Programmable Logic Controller (PLC)  
with HMI Touch Screen Display.



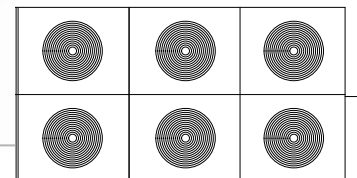
Front View -  
Open Electrical Panel



Back View

(2) Semi-Hermetic  
Compressors

*\*Includes  
(Model OC71D)  
6 Fan -  
Outdoor Condenser*



TOP VIEW

### Standard Features:

- **ETL listed** to UL1995 & CAN/CSA C22.2 No. 236-11, 4th edition, 10/14/2011
- **Single Point Power Connection**
- **Idec microprocessor controller with easy to use HMI touch screen display**
- **STAINLESS STEEL**, brazed plate evaporator
- **SEMI-HEMETIC** compressor with crankcase heater and vibration spring mounting kit
- Compressor discharge and suction pipe vibration eliminators
- Suction Accumulator
- Liquid sight-glass, solenoid, TXV and replaceable core drier
- Water flow switch
- 24V control transformer
- Fan cycle control (+40°F)
- Direct drive condenser fan motor
- Rust resistant, high CFM, aluminum condenser fan blade
- Condenser(s): copper tube/aluminum fin, Floating Tube™
- **5 year condenser warranty against tube sheet leaks**
- Compressor motor contactor
- Individual condenser motor contactors and fusing
- Condenser control panel with factory mounted door interrupt disconnect switch
- Galvanized steel sheet metal cabinet
- 1/2 inch insulation on all water and refrigerant lines
- Operating Refrigerant charge from factory
- **Factory Performance Test prior to shipment**



**Easy to Use Touch  
Screen Display on  
ALL J&M Chiller Models**

### Options:

- **Remote Idec touchscreen control panel**
- **Industrial VPN Router**
- **5 Port Ethernet Switch**
- **BacNet Gateway**
- **Process Pump VFD Controller**
- 4 year extended compressor warranty
- 115 volt (rain tight) service outlet
- Non Fused Disconnect
- Phase Monitor, line voltage monitor offering protection against phase loss/reversal, unbalance and hi/lo voltage
- Compressor Sound Cover
- Flooded cond. w/receiver/head pressure control (0°F)
- Heated, flooded cond. w/receiver/head pressure control (-20°F)
- Factory installed evaporator heat tape freeze protection
- Fused, STAINLESS STEEL process pump
- Dual process pump with manual changeover
- Dual process pump with auto changeover
- Pump suction isolation valve
- Water pressure gauge set
- Water Flow Meter
- Copper finned condenser coil (coastal protection)
- BohnGuard™ coated condenser coil (coastal protection)
- Epoxy or Phenolic coated fins (coastal protection)
- Door Mounted HMI with weather proof cover

**J&M FLUIDICS, INC. - PRODUCT DATA SHEET**



*It's All about Building a Better Product for Our Clients!*

**J&M Fluidics, Inc.**

851 Tech Drive  
Telford, PA 18969

Toll-Free: (888) 539-1731

Fax: 267-203-8786

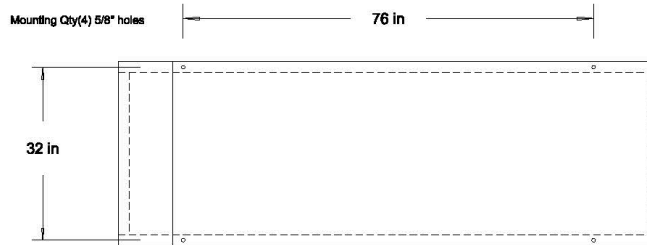
# Model: IESA71D

# Split-System Air-Cooled 71 Ton Chiller

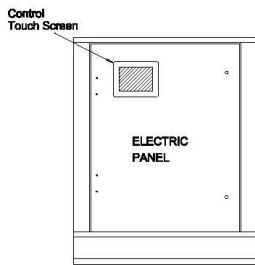
## Product Dimensional Drawing

© Property of J&M Fluidics, Inc.

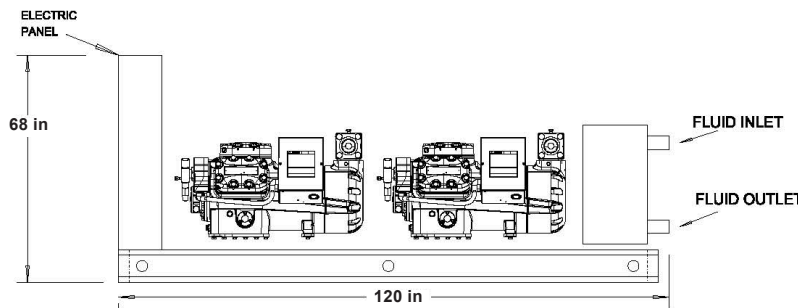
*\*Includes (Model OC71D)  
6 Fan – Outdoor Condenser*



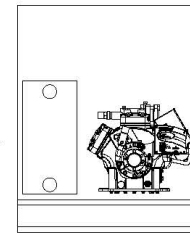
TOP VIEW



FRONT VIEW



SIDE VIEW



BACK VIEW

## Indoor Chiller Dimensional & Electrical Table (Dual Circuit)

Chiller Models	Length Inches	Width Inches	Height Inches	Power			Compressor		RLA ea.	LRA ea.	Fan Motor		MCA	M.O.P	Chiller Fluid Conn.	Weight Pounds
				Voltage	Phase	Freq.	Qty.	HP			Qty.	FLA.				
IESA71DF5	120	34	68	208/230V	3	60Hz	2	50	161.5	1070	6	7	450	600	2.5" MPT	2500
IESA71DH5				460V	3	60Hz			80.9	535		3.5	225	250		
IESA71DI5				575V	3	60Hz			67.3	405		2.8	175	225		

## Outside Condenser Specs (OC)

Outside Condenser	Length Inches	Width Inches	Height Inches	Fan Motor		Refrigerant Conn.		Weight Pounds
				Qty.	HP	Discharge	Liquid	
OC71D	180	88	49.13	6	1.5	1 5/8"	1 1/8"	2140

## Capacity Table (Refrigerant R407C)

Model	Compressor	LWT °F	80°F			90°F			95°F			100°F			105°F		
			TONS	KW	EER	TONS	KW	EER	TONS	KW	EER	TONS	KW	EER	TONS	KW	EER
71D	8DP3R56M	42.0	78.3	78.0	10.2	73.2	84.8	8.9	70.7	88.2	8.3	68.0	91.4	7.7	65.5	94.6	7.2
		44.0	81.6	78.8	10.6	76.3	85.8	9.2	<b>73.6</b>	<b>89.4</b>	<b>8.5</b>	71.0	92.8	8.0	68.3	96.0	7.4
		45.0	83.3	79.2	10.7	78.0	86.4	9.3	75.2	89.8	8.7	72.5	93.4	8.1	69.7	96.8	7.5
		50.0	92.3	80.6	11.7	86.3	88.6	10.1	83.3	92.4	9.4	80.4	96.2	8.7	77.4	100.0	8.1

- Capacities on this chart are based on refrigerant R407C. Lower leaving water or low ambient can require the use of a glycol solution or other fluid blends. These solutions affect unit capacities. Please consult the factory on these or other special fluids.
- KW input is for compressor(s) only.
- EER = Energy Efficiency Ratio (BTU/watt-hour). Power inputs include compressor (s), condenser fan motor (s) and control power.