



*It's All about Building a
Better Product for Our Clients!*

J&M Fluidics, Inc.
851 Tech Drive
Telford, PA 18969
Toll-Free: (888) 539-1731
Fax: 267-203-8786

Model: IEZA10D

Split-System, Air-Cooled 10 Ton Chiller

STANDARD ON ALL J&M MODELS:

Pentra Microsmart, Programmable Logic Controller (PLC)
with HMI Touch Screen Display.



View showing control panel open

Front/Side Views

**Includes (Model OC10D) Outdoor Condenser*

Standard Features:

- ETL listed to UL1995 & CAN/CSA C22.2 No. 236-11, 4th edition, 10/14/2011
- Single point power connection
- Pentra Microsmart, Programmable Logic Controller (PLC) with easy to use HMI touch screen display
- STAINLESS STEEL, brazed plate evaporator
- Scroll compressor with crankcase heater
- Suction accumulator
- Water flow switch
- Hot gas by-pass capacity control
- 24V control transformer
- Direct drive condenser fan motor
- Rust resistant, high CFM, aluminum condenser fan blade
- Condenser(s): copper tube/aluminum fin
- Compressor motor contactor
- Condenser motor and control circuit fusing
- Painted (Powder Coated), galvanized sheet metal cabinet
- 1/2" insulation on all water and Low pressure refrigerant lines
- Liquid line drier, sight glass, solenoid, TXV
- Complete refrigerant charge from factory
- Factory Performance Test prior to shipment



Options:

- Remote Idec touchscreen control panel
- Industrial VPN Router
- 5 Port Ethernet Switch
- BacNet Gateway
- Process Pump VFD Controller
- VFD Compressor Control on primary compressor
- 4 year extended compressor warranty
- Casters (factory mounted)
- 115 volt (rain tight) service outlet
- Non Fused Disconnect
- Phase Monitor, line voltage monitor offering protection against phase loss/reversal, unbalance and High/Low voltage
- Compressor fusing
- Compressor Sound Cover
- Flooded cond. w/receiver/head pressure control (0°F)
- Heated, flooded cond. w/receiver/head pressure Water flow meter control (-20°F)
- Pump suction isolation valve
- Water pressure gauge set
- Copper finned condenser coil (coastal protection)
- Coastal powder coat paint protection
- E-Coat Condenser Coil (coastal protection)
- Water Flow Meter
- Auto city water make up solenoid & auto level switch
- Auto city water changeover panel with filter
- Stainless steel, SCH80 PVC or Polypropylene piping for deionize and reverse osmosis water systems
- Door Mounted HMI with weather proof cover



**Easy to Use
Touch Screen Display
on ALL J&M Chiller
Models**

J&M FLUIDICS, INC. – PRODUCT DATA SHEET



It's All about Building a Better Product for Our Clients!

J&M Fluidics, Inc.
851 Tech Drive
Telford, PA 18969

Toll-Free: (888) 539-1731

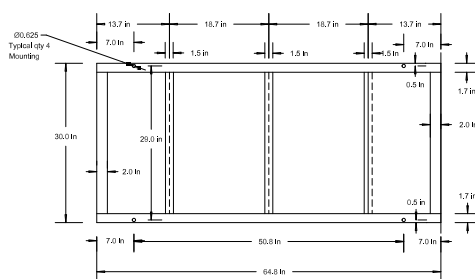
Fax: 267-203-8786

Model: IEZA10D

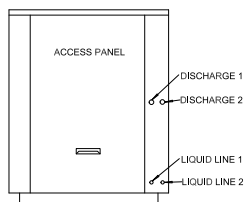
Split-System, Air-Cooled 10 Ton Chiller

Product Dimensional Drawing

© Property of J&M Fluidics, Inc.



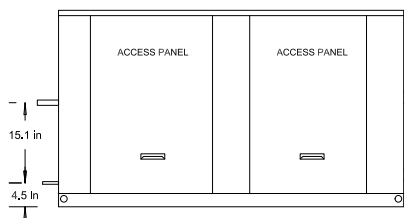
FRAME LAYOUT



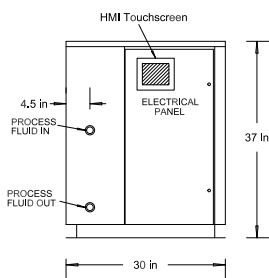
BACK VIEW



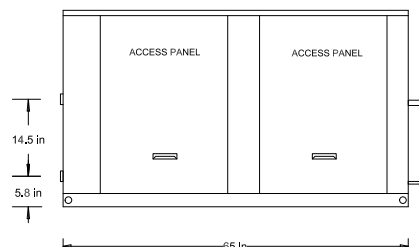
TOP VIEW



LEFT SIDE VIEW



FRONT VIEW



RIGHT SIDE VIEW

Dimensional & Electrical Table (Dual Circuit)

Chiller Models	Length Inches	Width Inches	Height Inches	Power			Compressor		RLA ea.	LRA ea.	Fan Motor		MCA	M.O.P	Chiller Fluid Conn.	Weight LBS.	Condenser Selection
				Voltage	Phase	Freq.	Qty.	HP			Qty.	FLA.					
IEZA10DF5	65	30	37	208/230V	3	60Hz	2	6	18.6	156	2	3.8	50	60	1.25" FPT	1200	OC10D
IEZA10DH5				460V	3	60Hz			10.3	75		1.5	30	35			
IEZA10DI5				575V	3	60Hz			7.1	54		1.72	20	25			

OC10D (Outdoor Condenser Specs)

Condenser Model	Length Inches	Width Inches	Height Inches	Fan Motor		Refrigerant Connections		Weight / lbs.
				Qty.	HP	Discharge	Liquid	
OC10D	75	34	47	2	1/2	3/4" (2)	1/2" (2)	655

Capacity Table (Refrigerant R407C)

Model	Compressor	LWT °F	80°F			90°F			95°F			100°F			105°F		
			TONS	KW	EER	TONS	KW	EER	TONS	KW	EER	TONS	KW	EER	TONS	KW	EER
10D	ZB45KCE	42.0	10.6	9.2	12.0	10.2	10.2	10.5	10.0	10.7	9.7	9.7	11.3	9.1	9.5	11.9	8.4
		44.0	11.1	9.3	12.3	10.6	10.3	10.7	10.3	10.8	10.0	10.1	11.4	9.4	9.8	12.0	8.7
		45.0	11.4	9.4	12.5	10.8	10.4	10.9	10.6	10.9	10.2	10.3	11.5	9.5	10.1	12.1	8.8
		50.0	12.3	9.7	13.2	11.8	10.7	11.6	11.4	11.2	10.8	11.2	11.7	10.1	10.9	12.4	9.4

- Capacities on this chart are based on refrigerant R407C. Lower leaving water or low ambient can require the use of a glycol solution or other fluid blends. These solutions affect unit capacities. Please consult the factory on these or other special fluids.
- KW input is for compressor(s) only.
- EER = Energy Efficiency Ratio (BTU/watt-hour). Power inputs include compressor (s), condenser fan motor (s) and control power.