




*It's All about Building a
Better Product for Our Clients!*

J&M Fluidics, Inc.
851 Tech Drive
Telford, PA 18969
Toll-Free: (888) 539-1731
Fax: 267-203-8786


Model: IEZA43D

Split-System, Air-Cooled 43 Ton Chiller

STANDARD ON ALL J&M MODELS:
Idec Microprocessor Controller with
Touch Screen Display.



Front View -
Open Electrical Panel



Side View

Fluid Outlet

**Includes (Model OC43D) Outdoor Condenser*

Standard Features:

- ETL listed to UL1995 & CAN/CSA C22.2 No. 236-11, 4th edition, 10/14/2011
- Single point power connection
- Idec microprocessor controller with easy to use touch screen display
- **STAINLESS STEEL**, brazed plate evaporator
- Scroll compressor with crankcase heater
- Suction accumulator
- Water flow switch
- Hot gas by-pass capacity control
- 24V control transformer
- Direct drive condenser fan motor
- Rust resistant, high CFM, aluminum condenser fan blade
- Condenser(s): copper tube/aluminum fin
- Compressor motor contactor
- Condenser motor and control circuit fusing
- **Painted (Powder Coated), galvanized sheet metal cabinet**
- 1/2" insulation on all water and Low pressure refrigerant lines
- Liquid line drier, sight glass, solenoid, TXV
- Complete refrigerant charge from factory
- **Factory Performance Test prior to shipment**



Options:

- Remote Idec touchscreen control panel
- Industrial VPN Router
- 5 Port Ethernet Switch
- BacNet Gateway
- Process Pump VFD Controller
- VFD Compressor Control on primary compressor
- 4 year extended compressor warranty
- Casters (factory mounted)
- 115 volt (rain tight) service outlet
- Non Fused Disconnect
- Phase Monitor, line voltage monitor offering protection against phase loss/reversal, unbalance and High/Low voltage
- Compressor fusing
- Compressor Sound Cover
- Flooded cond. w/receiver/head pressure control (0°F)
- Heated, flooded cond. w/receiver/head pressure Water flow meter control (-20°F)
- Pump suction isolation valve
- Water pressure gauge set
- Copper finned condenser coil (coastal protection)
- Coastal powder coat paint protection
- **E-Coat Condenser Coil (coastal protection)**
- Water Flow Meter
- Auto city water make up solenoid & auto level switch
- Auto city water changeover panel with filter
- Stainless steel, SCH80 PVC or Polypropylene piping for deionize and reverse osmosis water systems
- Door Mounted HMI with weather proof cover



**Easy to Use
Touch Screen Display
on ALL J&M Chiller
Models**

J&M FLUIDICS, INC. – PRODUCT DATA SHEET



It's All about Building a Better Product for Our Clients!

J&M Fluidics, Inc.

851 Tech Drive
Telford, PA 18969

Toll-Free: (888) 539-1731

Fax: 267-203-8786

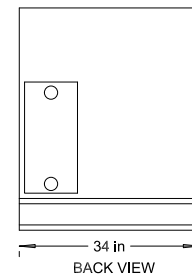
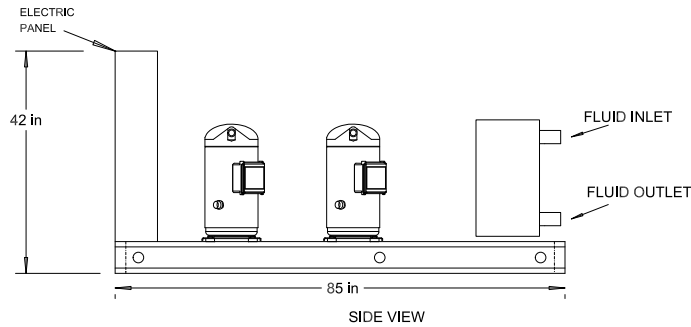
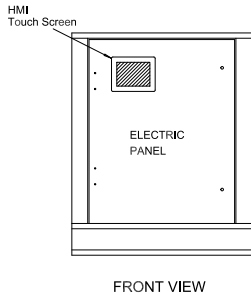
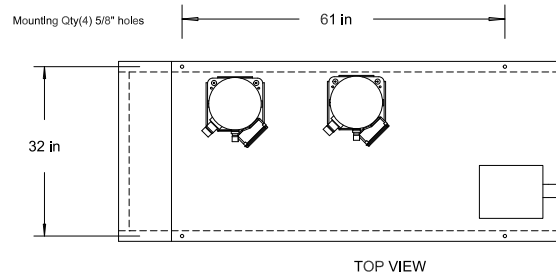
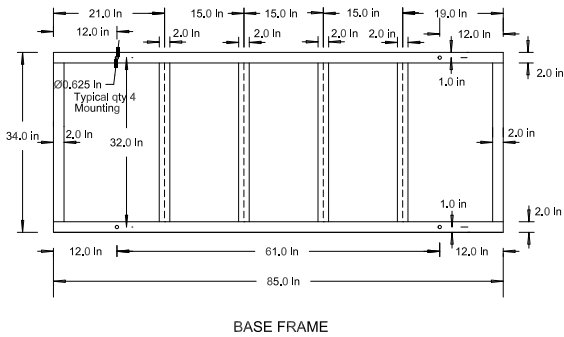
Model: IEZA43D

Split-System, Air-Cooled 43 Ton Chiller

Product Dimensional Drawing

© Property of J&M Fluidics, Inc.

**Includes (Model OC43D)
Outdoor Condenser*



Dimensional & Electrical Table (Dual Circuit)

Chiller Models	Length Inches	Width Inches	Height Inches	Power			Compressor		RLA ea.	LRA ea.	Fan Motor		MCA	M.O.P	Chiller Fluid Conn.	Weight LBS.	Condenser Selection
				Voltage	Phase	Freq.	Qty.	HP			Qty.	FLA.					
IEZA43DF5	85	34	42	208/230V	3	60Hz	2	25	89.7	500	4	7	250	300	2.5" FPT	1700	OC43D
IEZA43DH5				460V	3	60Hz			43.6	250		3.5	125	150			
IEZA43DI5				575V	3	60Hz			32.7	198		2.8	90	110			

Capacity Table (Refrigerant R407C)

Model	Compressor	LWT °F	80°F			90°F			95°F			100°F			105°F		
			TONS	KW	EER	TONS	KW	EER	TONS	KW	EER	TONS	KW	EER	TONS	KW	EER
43D	ZR300KCE	42.0	42.8	37.7	11.5	41.1	41.4	10.2	40.2	43.4	9.6	39.3	45.4	9.0	38.4	47.7	8.4
		44.0	44.2	38.1	11.8	42.5	41.8	10.5	41.6	43.7	9.8	40.8	45.8	9.3	39.8	48.1	8.7
		45.0	45.0	38.3	11.9	43.3	42.0	10.6	42.3	44.0	10.0	41.4	46.0	9.4	40.4	48.3	8.8
		50.0	48.8	39.4	12.6	46.8	43.0	11.2	45.8	44.9	10.6	44.9	46.8	10.0	43.8	49.2	9.4

- Capacities on this chart are based on refrigerant R407C. Lower leaving water or low ambient can require the use of a glycol solution or other fluid blends. These solutions affect unit capacities. Please consult the factory on these or other special fluids.
- KW input is for compressor(s) only.
- EER = Energy Efficiency Ratio (BTU/watt-hour). Power inputs include compressor (s), condenser fan motor (s) and control power.