



*It's All about Building a
Better Product for Our Clients!*

J&M Fluidics, Inc.
851 Tech Drive
Telford, PA 18969
Toll-Free: (888) 539-1731
Fax: 267-203-8786

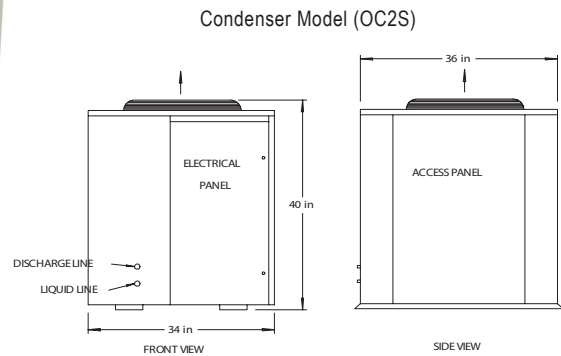
Model: IEZAT2S

Split-System, Air-Cooled 2 Ton Chiller

with Stainless Steel Tank



STANDARD ON ALL J&M MODELS:
Pentra Microsmart, Programmable Logic Controller (PLC)
with HMI Touch Screen Display.



OC Refrigerant Connections: Discharge Line- 1/2", Liquid Line- 3/8"

Standard Features:

- ETL listed to UL1995 & CAN/CSA C22.2 No. 236-11, 4th edition, 10/14/2011
 - Single Point Power Connection
 - Pentra Microsmart, Programmable Logic Controller (PLC) with easy to use HMI touch screen display
 - **STAINLESS STEEL**, brazed plate evaporator
 - Scroll compressor with crankcase heater
 - Suction Accumulator
 - Water flow switch
 - Hot Gas Bypass Capacity Control
 - 24V control transformer
 - Control circuit fusing
 - Compressor motor contactor
 - Painted - Powder Coated (Most Models), galvanized sheet metal cabinet
 - 1/2" insulation on all water and refrigerant lines
 - Liquid line drier, sight glass, solenoid, TXV
 - Complete refrigerant charge from factory
 - **Factory Performance Test prior to shipment**
- Tank**
- **STAINLESS STEEL** storage tank with 1/2 inch insulation
 - Fused, **STAINLESS STEEL** re-circulation pump for tank operation with ball valve and cleanable strainer
 - Tank pressure relief valve, vent and drain hose bibs



Options:

- Remote Idec touchscreen control panel
 - Industrial VPN Router
 - 5 Port Ethernet Switch
 - BacNet Gateway
 - Process Pump VFD Controller
 - VFD Compressor Control on primary compressor
 - 4 year extended compressor warranty
 - Condenser water regulating valve
 - 115 volt (rain tight) service outlet
 - Non Fused Disconnect
 - Phase Monitor, line voltage monitor offering protection against phase loss/reversal, unbalance and hi/lo voltage
 - Compressor fusing
 - Compressor Sound Cover
 - Factory installed evaporator heat tape freeze protection
 - Low flow by-pass valve
 - Fused, **STAINLESS STEEL** process pump
 - Dual system pump with manual changeover (some models)
 - Dual system pump with auto changeover (some models)
 - Pump suction isolation valve
 - Water pressure gauge set
 - Water Flow Meter
 - Auto city water changeover panel with filter
 - Stainless steel, SCH80 PVC or Polypropylene piping for deionized and reverse osmosis water systems
 - Door Mounted HMI with weather proof cover
- Tank Options**
- Storage tank sight glass
 - Tank low liquid level indicator with dry contacts
 - Auto Tank Fill



*Easy to Use
Touch Screen Display
on ALL J&M Chiller
Models*

J&M FLUIDICS, INC. – PRODUCT DATA SHEET



It's All about Building a Better Product for Our Clients!

J&M Fluidics, Inc.

851 Tech Drive
Telford, PA 18969

Toll-Free: (888) 539-1731

Fax: 267-203-8786

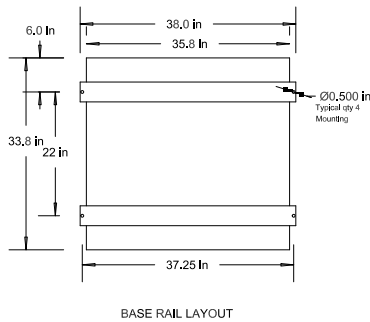
Model: IEZAT2S

Split-System, Air-Cooled 2 Ton Chiller

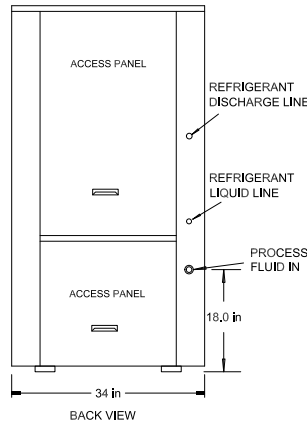
Product Dimensional Drawing

© Property of J&M Fluidics, Inc.

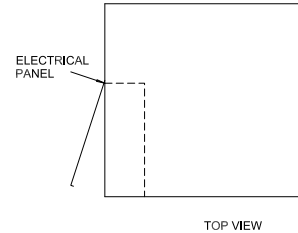
with Stainless Steel Tank



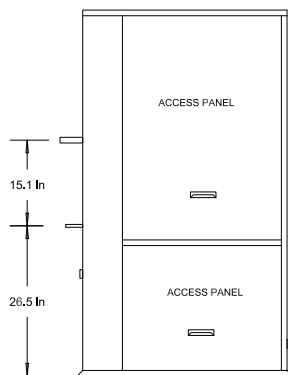
BASE RAIL LAYOUT



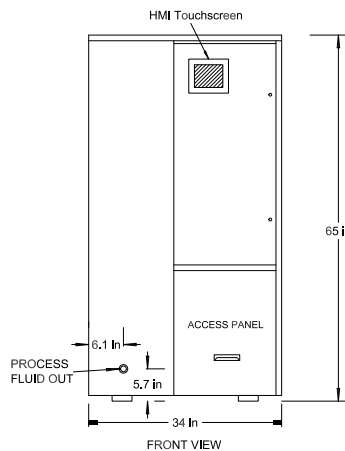
BACK VIEW



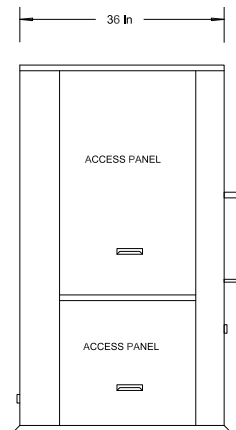
TOP VIEW



LEFT SIDE VIEW



FRONT VIEW



RIGHT SIDE VIEW

Dimensional & Electrical Table (Single Circuit)

Chiller Models	Length Inches	Width Inches	Height Inches	Power			Compressor		RLA ea.	LRA ea.	Fan Motor		Recirculation Pump FLA	MCA	M.O.P	Reservoir Gal.	Chiller Fluid Conn.	Weight LBS.	Condenser Selection
				Voltage	Phase	Freq.	Qty.	HP			Qty.	FLA.							
IEZAT2SE5	36	34	65	208/230V	1	60Hz	1	2.5	14.1	75	1	3.8	4.2	30	40	20	1" FPT	650	OC2S
IEZAT2SF5				208/230V	3	60Hz			9.9	73		3.8	4.2	25	30				
IEZAT2SH5				460V	3	60Hz			5.1	38		1.5	0.9	15	15				
IEZAT2SI5				575V	3	60Hz			3.8	28		1.72	0.72	15	15				

* = Requires the use of glycol.

Capacity Table (Refrigerant R407C)

Model	Compressor	LWT °F	80°F			90°F			95°F			100°F			105°F		
			TONS	KW	EER	TONS	KW	EER	TONS	KW	EER	TONS	KW	EER	TONS	KW	EER
2S	ZS19KAE	*42.0	1.9	1.9	9.7	1.8	2.1	8.6	1.7	2.2	8.1	1.7	2.3	7.6	1.6	2.4	7.1
		*44.0	2.0	1.9	10.0	1.9	2.1	8.9	1.8	2.2	8.4	1.7	2.3	7.9	1.7	2.4	7.4
		45.0	2.0	1.9	10.2	1.9	2.1	9.1	1.8	2.2	8.5	1.8	2.3	8.0	1.7	2.5	7.5
		50.0	2.2	1.9	10.9	2.1	2.1	9.7	2.0	2.3	9.2	2.0	2.4	8.6	1.9	2.5	8.1

- Capacities on this chart are based on refrigerant R407C. Lower leaving water or low ambient can require the use of a glycol solution or other fluid blends. These solutions affect unit capacities. Please consult the factory on these or other special fluids.
- KW input is for compressor(s) only.
- EER = Energy Efficiency Ratio (BTU/watt-hour). Power inputs include compressor (s), condenser fan motor (s) and control power.