



*It's All about Building a
Better Product for Our Clients!*

J&M Fluidics, Inc.
851 Tech Drive
Telford, PA 18969
Toll-Free: (888) 539-1731
Fax: 267-203-8786

Model: PZA11S

Packaged Air-Cooled 11 Ton Chiller




Side/Front View

Process
Fluid Outlet

Process
Fluid Inlet

STANDARD ON ALL J&M MODELS:
Pentra Microsmart, Programmable Logic Controller (PLC)
with HMI Touch Screen Display.



Front View
(Electrical Cabinet Open)

Standard Features:

- ETL listed to UL1995 & CAN/CSA C22.2 No. 236-11, 4th edition, 10/14/2011
- Single point power connection
- Pentra Microsmart, Programmable Logic Controller (PLC) with easy to use HMI touch screen display
- **STAINLESS STEEL**, brazed plate evaporator
- Scroll compressor with crankcase heater
- Suction accumulator
- Water flow switch
- Hot gas by-pass capacity control
- 24V control transformer
- Direct drive condenser fan motor
- Rust resistant, high CFM, aluminum condenser fan blade
- Condenser(s): copper tube/aluminum fin
- Compressor motor contactor
- Condenser motor and control circuit fusing
- **Painted (Powder Coated), galvanized sheet metal cabinet**
- 1/2" insulation on all water and Low pressure refrigerant lines
- Liquid line drier, sight glass, solenoid, TXV
- Complete refrigerant charge from factory
- **Factory Performance Test prior to shipment**



Options:

- Copeland Digital Scroll Compressor (*Hot Gas Bypass Removed*)
- Remote Idec touchscreen control panel
- Industrial VPN Router
- 5 Port Ethernet Switch
- BacNet Gateway
- **STAINLESS STEEL Process Pump**
- Process Pump VFD Controller
- VFD Compressor Control (*Hot Gas Bypass Removed*)
- 4 year extended compressor warranty
- Casters (factory mounted)
- 115 volt (rain tight) service outlet
- Non Fused Disconnect
- Phase/voltage monitor
- Compressor fusing
- Compressor Sound Cover
- Flooded cond. w/receiver/head pressure control (0°F)
- Flooded cond. w/**Heated** receiver/head pressure control (-20°F)
- Dual process pumps with auto changeover
- Pump suction isolation valve(s)
- Water pressure gauge set
- Copper finned condenser coil (coastal protection)
- Coastal powder coat paint protection
- E-Coat Condenser Coil (coastal protection)
- Water Flow Meter
- Auto city water changeover panel with filter
- Stainless steel, SCH80 PVC or Polypropylene piping for deionize and reverse osmosis water systems
- Door Mounted HMI with weather proof cover



**Easy to Use
Touch Screen Display
on ALL J&M Chiller
Models**

J&M FLUIDICS, INC. – PRODUCT DATA SHEET



It's All about Building a Better Product for Our Clients!

J&M Fluidics, Inc.

851 Tech Drive
Telford, PA 18969

Toll-Free: (888) 539-1731

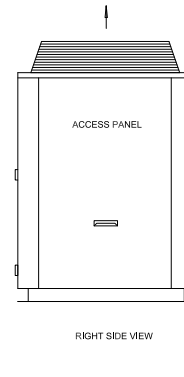
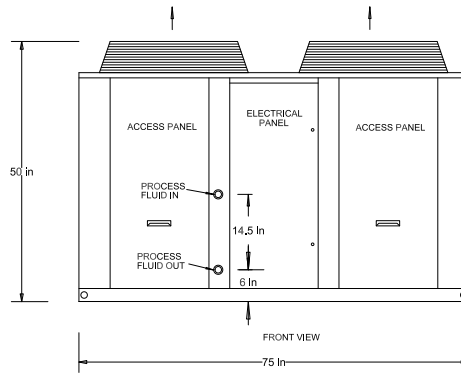
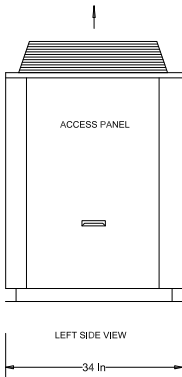

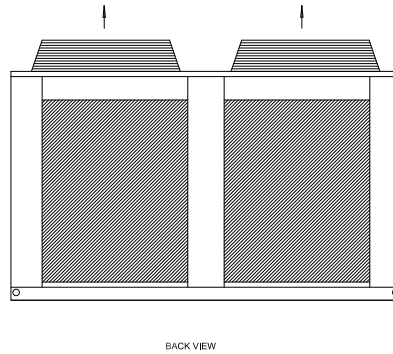
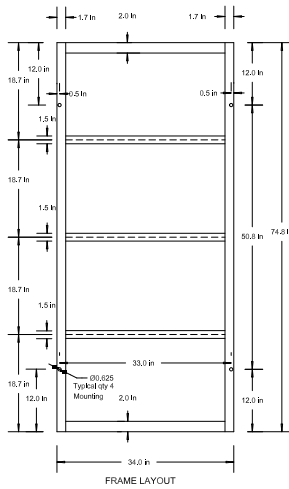
Fax: 267-203-8786

Model: PZA11S

Packaged Air-Cooled 11 Ton Chiller

Product Dimensional Drawing

© Property of J&M Fluidics, Inc.



Dimensional & Electrical Table (Single Circuit)

Chiller Models	Length Inches	Width Inches	Height Inches	Power			Compressor		RLA ea.	LRA ea.	Fan Motor		MCA	M.O.P	Chiller Fluid Conn.	Weight Pounds	
				Voltage	Phase	Freq.	Qty.	HP			Qty.	FLA.					
PZA11SF5	75	34	50	208/230V	3	60Hz	1	13	49.4	300	2	3.8	70	110	1.25" FPT	750	
PZA11SH5				460V	3	60Hz			23.1	150		1.5	35				50
PZA11SI5				575V	3	60Hz			19.2	109		1.72	30				45

Capacity Table (Refrigerant R407C)

Model	Compressor	LWT °F	80°F			90°F			95°F			100°F			105°F		
			TONS	KW	EER	TONS	KW	EER	TONS	KW	EER	TONS	KW	EER	TONS	KW	EER
11S	ZB95KCE	42.0	10.5	9.1	11.9	10.0	10.0	10.4	9.7	10.5	9.7	9.5	11.1	9.1	9.2	11.7	8.4
		44.0	10.8	9.2	12.2	10.3	10.1	10.7	10.1	10.6	9.9	9.8	11.2	9.3	9.5	11.8	8.6
		45.0	11.0	9.2	12.4	10.5	10.2	10.8	10.3	10.7	10.0	10.0	11.2	9.4	9.7	11.9	8.7
		50.0	11.9	9.5	13.0	11.3	10.4	11.4	11.1	11.0	10.7	10.8	11.5	10.0	10.5	12.1	9.3

- Capacities on this chart are based on refrigerant R407C. Lower leaving water or low ambient can require the use of a glycol solution or other fluid blends. These solutions affect unit capacities. Please consult the factory on these or other special fluids.
- KW input is for compressor(s) only.
- EER = Energy Efficiency Ratio (BTU/watt-hour). Power inputs include compressor (s), condenser fan motor (s) and control power.