



*It's All about Building a
Better Product for Our Clients!*

J&M Fluidics, Inc.
851 Tech Drive
Telford, PA 18969
Toll-Free: (888) 539-1731
Fax: 267-203-8786


Model: PZAT5S

Packaged Air-Cooled 5 Ton Chiller

with Stainless Steel Tank

STANDARD ON ALL J&M MODELS:

Pentra Microsmart, Programmable Logic Controller (PLC)
with HMI Touch Screen Display.



Standard Features:

- ETL listed to UL1995 & CAN/CSA C22.2 No. 236-11, 4th edition, 10/14/2011
- Single point power connection
- Pentra Microsmart, Programmable Logic Controller (PLC) with easy to use HMI touch screen display
- STAINLESS STEEL Tank
- Fused, STAINLESS STEEL recirculation pump for tank
- STAINLESS STEEL, brazed plate evaporator
- Scroll compressor with crankcase heater
- Suction accumulator
- Water flow switch
- Hot gas by-pass capacity control
- 24V control transformer
- Direct drive condenser fan motor
- Rust resistant, high CFM, aluminum condenser fan blade
- Condenser(s): copper tube/aluminum fin
- Compressor motor contactor
- Condenser motor and control circuit fusing
- Painted (Powder Coated), galvanized sheet metal cabinet
- 1/2" insulation on all water and Low pressure refrigerant lines
- Liquid line drier, sight glass, solenoid, TXV
- Complete refrigerant charge from factory
- Factory Performance Test prior to shipment



Options:

- Copeland Digital Scroll Compressor (*Hot Gas Bypass Removed*)
- Remote Idec touchscreen control panel
- Industrial VPN Router
- 5 Port Ethernet Switch
- BacNet Gateway
- STAINLESS STEEL Process Pump
- Process Pump VFD Controller
- VFD Compressor Control (*Hot Gas Bypass Removed*)
- 4 year extended compressor warranty
- Casters (factory mounted)
- 115 volt (rain tight) service outlet
- Non Fused Disconnect
- Phase/voltage monitor
- Compressor fusing
- Tank Sight Glass
- Compressor Sound Cover
- Flooded cond. w/receiver/head pressure control (0°F)
- Flooded cond. w/Heated receiver/head pressure control (-20°F)
- Dual process pumps with auto changeover
- Pump suction isolation valve(s)
- Water pressure gauge set
- Copper finned condenser coil (coastal protection)
- Coastal powder coat paint protection
- E-Coat Condenser Coil (coastal protection)
- Water Flow Meter
- Auto city water make up solenoid & auto level switch
- Auto city water changeover panel with filter
- Door Mounted HMI with weather proof cover



*Easy to Use
Touch Screen Display
on ALL J&M Chiller
Models*

J&M FLUIDICS, INC. – PRODUCT DATA SHEET



It's All about Building a Better Product for Our Clients!

J&M Fluidics, Inc.

851 Tech Drive
Telford, PA 18969

Toll-Free: (888) 539-1731

Fax: 267-203-8786

J&M FLUIDICS, INC. – PRODUCT DATA SHEET

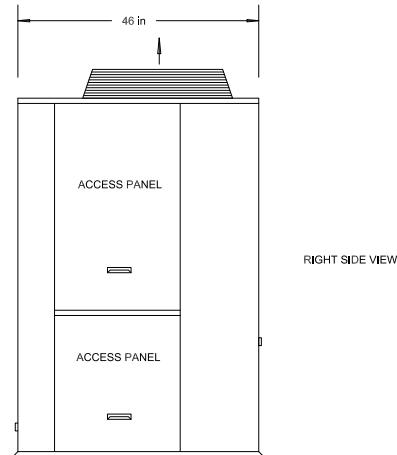
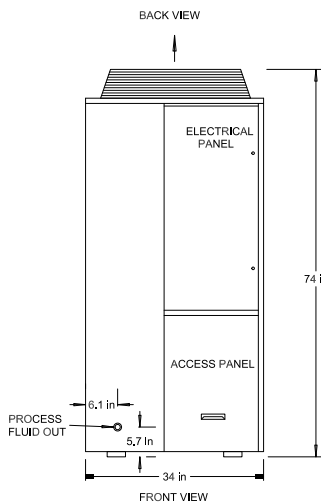
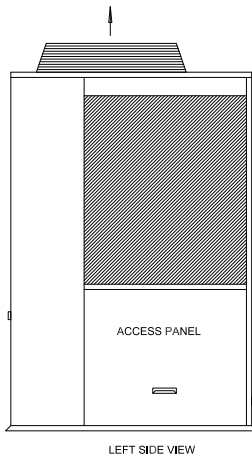
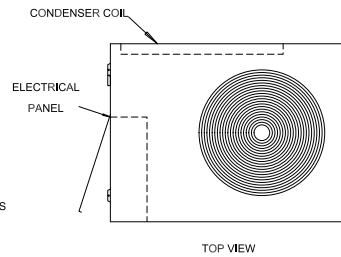
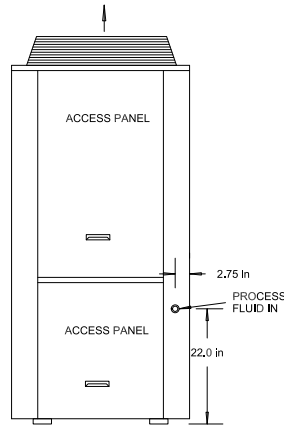
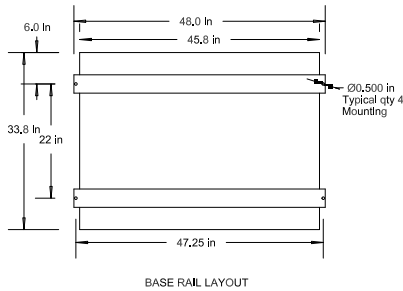
Model: PZAT5S

Packaged Air-Cooled 5 Ton Chiller

Product Dimensional Drawing

© Property of J&M Fluidics, Inc.

with Stainless Steel Tank



Dimensional & Electrical Table (Single Circuit)

Chiller Models	Length Inches	Width Inches	Height Inches	Power			Compressor		RLA ea.	LRA ea.	Fan Motor		Recirculation Pump FLA	MCA	M.O.P.	Reservoir Gal.	Chiller Fluid Conn.	Weight Pounds
				Voltage	Phase	Freq.	Qty.	HP			Qty.	FLA.						
PZAT5SF5	46	34	74	208/230V	3	60Hz	1	6	18.6	156	1	3.8	4.2	35	45	50	1" FPT	900
PZAT5SH5				460V	3	60Hz			10.3	75		1.5	0.9	20	25			
PZAT5SI5				575V	3	60Hz			7.1	54		1.72	0.72	15	20			

* = Requires the use of glycol. **Capacity Table (Refrigerant R407C)**

Model	Compressor	LWT °F	80°F			90°F			95°F			100°F			105°F		
			TONS	KW	EER	TONS	KW	EER	TONS	KW	EER	TONS	KW	EER	TONS	KW	EER
5S	ZB45KCE	*42.0	4.9	4.6	12.0	4.5	5.1	10.5	4.4	5.4	9.7	4.3	5.7	9.1	4.1	6.0	8.4
		*44.0	5.1	4.6	12.3	4.8	5.2	10.7	4.6	5.4	10.0	4.5	5.7	9.3	4.3	6.1	8.6
		45.0	5.2	4.7	12.5	4.9	5.2	10.9	4.7	5.5	10.1	4.6	5.8	9.4	4.4	6.1	8.7
		50.0	5.8	4.8	13.2	5.4	5.3	10.6	5.3	5.6	10.7	5.1	5.9	10.0	4.9	6.2	9.3

- Capacities on this chart are based on refrigerant R407C. Lower leaving water or low ambient can require the use of a glycol solution or other fluid blends. These solutions affect unit capacities. Please consult the factory on these or other special fluids.
- KW input is for compressor(s) only.
- EER = Energy Efficiency Ratio (BTU/watt-hour). Power inputs include compressor (s), condenser fan motor (s) and control power.