



It's All about Building a  
Better Product for Our Clients!

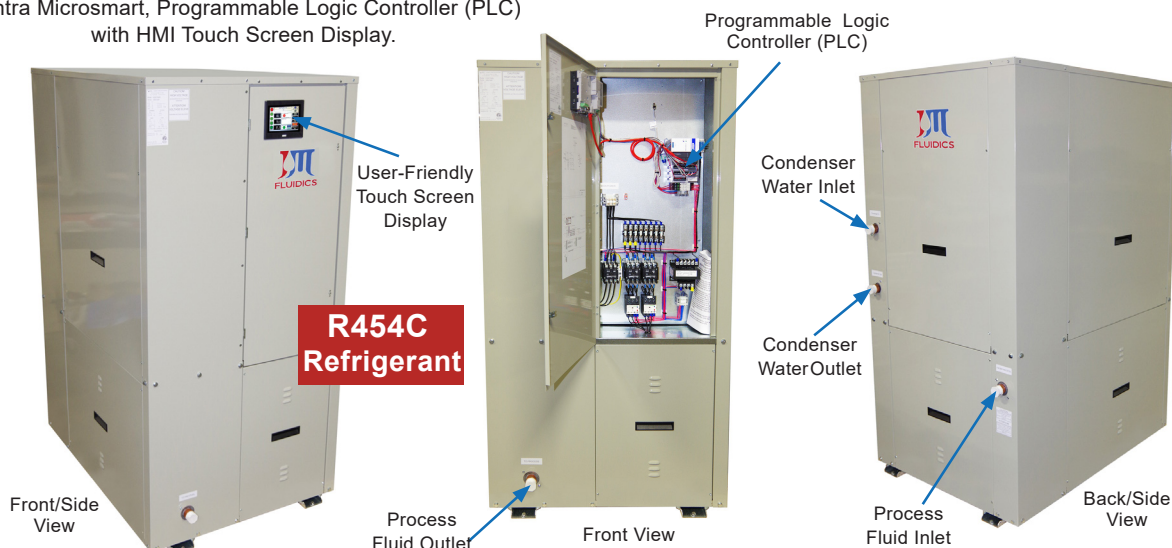
J&M Fluidics, Inc.  
851 Tech Drive  
Telford, PA 18969  
Toll-Free: (888) 539-1731  
Fax: 267-203-8786

## Model: PZWT1S

## Packaged Water-Cooled 1 Ton Chiller

**STANDARD ON ALL J&M MODELS:**  
Pentra Microsmart, Programmable Logic Controller (PLC)  
with HMI Touch Screen Display.

### with Stainless Steel Tank



### Standard Features:

- ETL listed to UL/CSA 60335-2-40
- Single Point Power Connection
- Pentra Microsmart, Programmable Logic Controller (PLC) with easy to use HMI touch screen display
- **STAINLESS STEEL**, brazed plate evaporator
- Scroll compressor with crankcase heater
- Suction Accumulator
- Water flow switch
- Hot Gas Bypass Capacity Control
- 24V control transformer
- Control circuit fusing
- Condenser(s): Coaxial up to PZW22D
- Condenser(s): Shell and Tube PZW26D through PZW52D
- Compressor motor contactor
- **Painted - Powder Coated (Most Models), galvanized sheet metal cabinet**
- 1/2" insulation on all water and refrigerant lines
- Liquid line drier, sight glass, solenoid, TXV
- Complete refrigerant charge from factory
- **Factory Performance Test prior to shipment**



### Options:

- Copeland Digital Scroll Compressor
- Remote Idec touchscreen control panel
- Industrial VPN Router
- 5 Port Ethernet Switch
- BacNet Gateway
- Process Pump VFD Controller
- VFD Compressor Control
- 4 year extended compressor warranty
- Casters (factory mounted)
- Condenser water regulating valve
- 115 volt (rain tight) service outlet
- Non Fused Disconnect
- Phase Monitor, line voltage monitor offering protection against phase loss/reversal, unbalance and hi/lo voltage
- Compressor fusing
- Compressor Sound Cover
- Factory installed evaporator heat tape freeze protection
- Low flow by-pass valve
- Fused, **STAINLESS STEEL** process pump
- Dual system pump with manual changeover (some models)
- Dual system pump with auto changeover (some models)
- Pump suction isolation valve
- Water pressure gauge set
- Water Flow Meter
- Auto city water changeover panel with filter
- Tank City Water Makeup
- Stainless steel, SCH80 PVC or Polypropylene piping for deionized and reverse osmosis water systems
- Door Mounted HMI with weather proof cover

### Tank

- **STAINLESS STEEL** storage tank with 1/2 inch insulation
- Fused, **STAINLESS STEEL** re-circulation pump for tank operation with ball valve and cleanable strainer
- Tank pressure relief valve, vent and drain hose bibs



**Easy to Use  
TouchScreenDisplay  
on ALL J&M Chiller  
Models**

### Tank Options

- Storage tank sight glass
- Tank low liquid level indicator with dry contacts



It's All about Building a  
Better Product for Our Clients!

J&M Fluidics, Inc.  
851 Tech Drive  
Telford, PA 18969  
Toll-Free: (888) 539-1731  
Fax: 267-203-8786

## Model: PZWT1S

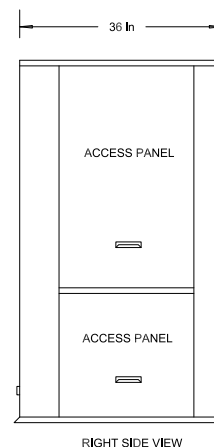
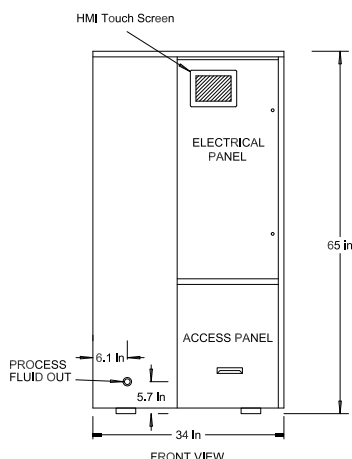
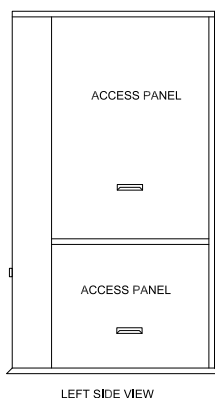
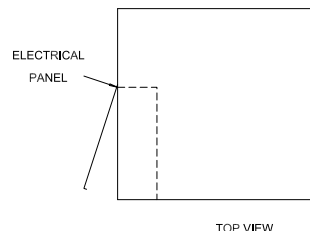
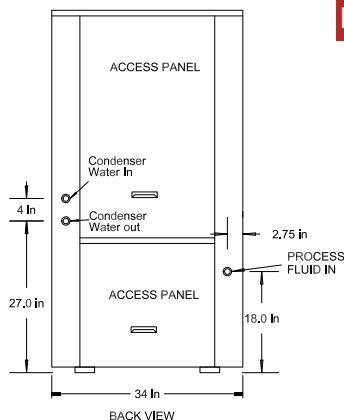
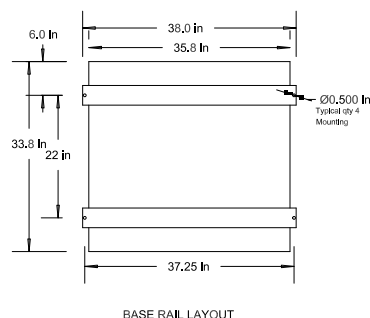
## Packaged Water-Cooled 1 Ton Chiller

### Product Dimensional Drawing

© Property of J&M Fluidics, Inc.

*with Stainless Steel Tank*

**R454C  
Refrigerant**



### Dimensional & Electrical Table (Single Circuit)

Chiller Model	Nominal BTUH	Length Inches	Width Inches	Height Inches	Power			Compressor		RLA ea.	LRA ea.	Recirculation Pump FLA	MCA	M.O.P.	Reservoir Gal.	Chiller Fluid Conn	Weight Pounds
					Voltage	Phase	Freq.	Qty.	HP								
PZWT1SE8	11350	36	34	65	208/230	1	60	1	1	7.2	47.2	4.2	13.2	20	20	1" FPT	450
PZWT1SF8					208/230	3	60			4.7	37.8	4.2	10.1	15			
PZWT1SH8					460	3	60			3	19.6	0.9	4.7	15			

### Capacity Table (Refrigerant R454C)

Model	COMPRESSOR	COND(°F)	105		
		LWT (°F)	TONS	KW	EER
1S	YB08KAE	42	0.9	0.9	11.2
		44	0.9	1.0	11.7
		45	0.9	0.9	12.0
		50	1.0	1.0	12.7

- Capacities on this chart are based on refrigerant R454C. Lower leaving water or low ambient can require the use of a glycol solution or other fluid blends. These solutions affect unit capacities. Please consult the factory on these or other special fluids.
- KW input is for compressor(s) only.
- EER = Energy Efficiency Ratio (BTU/watt-hour). Power inputs include compressor (s), condenser fan motor (s) and control power.