



It's All about Building a Better Product for Our Clients!

J&M Fluidics, Inc.
851 Tech Drive
Telford, PA 18969
Toll-Free: (888) 539-1731
Fax: 267-203-8786

J&M FLUIDICS, INC. – PRODUCT DATA SHEET

Model: PZWPT4S


Packaged Water-Cooled 4 Ton Chiller

STANDARD ON ALL J&M MODELS:
Pentra Microsmart, Programmable Logic Controller (PLC)
with HMI Touch Screen Display.

Programmable
Logic
Controller (PLC)

Weiss Series

**R454A
Refrigerant**



Standard Features:

- Conforms to UL 60335-2-40:2022 Ed.4
UL 60335-1:2016 Ed.6
- CSA C22.2 # 60335-1:2016 Ed.6
- CSA C22.2 # 60335-2-40:2022 Ed.4
- Single Point Power Connection
- **Pentra Microsmart, Programmable Logic Controller (PLC) with easy to use HMI touch screen display**
- **STAINLESS STEEL**, brazed plate evaporator
- Scroll compressor with crankcase heater
- Suction accumulator
- Liquid line drier, sight glass, solenoid
- Electronic expansion valve
- Manual high pressure cutout
- Noncorrosive polyethylene storage tank with 1/2" insulation
- Fused, **STAINLESS STEEL** Process pump with discharge ball valve
- Low flow by-pass valve
- **Water flow switch**
- **Hot Gas Bypass Capacity Control**
- **24V control transformer**
- Rust resistant, high CFM, aluminum condenser fan blade
- Condenser (Water cooled): Coaxial Steel tube / Copper tube
- Compressor motor and process pump contactors
- Process pump and control circuit fusing
- Casters (factory mounted)
- **Painted (Powder Coated), galvanized sheet metal cabinet**
- 1/2" insulation on all water and Low pressure refrigerant lines
- Complete refrigerant charge from factory
- **Factory Performance Test prior to shipment**



Options:

- Remote Idec touchscreen control panel
- Industrial VPN Router
- 5 Port Ethernet Switch
- BacNet Gateway
- Process Pump VFD Controller
- VFD Compressor Controller
- 4 year extended compressor warranty
- 115 volt (rain tight) service outlet
- Fused Disconnect
- Non Fused Disconnect
- Phase monitor, line voltage monitor offering protection against phase loss/reversal, unbalance and hi/lo voltage
- Compressor fusing
- Compressor sound cover
- Factory installed evaporator heat tape freeze protection
- Process pump suction isolation valve
- Water pressure gauge set
- Stainless steel, SCH80 PVC or Polypropylene piping for de-ionized and reverse osmosis water systems
- Storage Tank Sight Glass
- Tank low fluid level indicator
- Tank auto city water make up solenoid & auto level switch
- Condenser water regulating valve (Water Cooled Models)
- Coastal powder coat paint protection
- **Custom powder coat paint color scheme** (Company Colors & more)
- Weather Proof HMI Cover



It's All about Building a Better Product for Our Clients!

J&M Fluidics, Inc.
851 Tech Drive
Telford, PA 18969
Toll-Free: (888) 539-1731
Fax: 267-203-8786

Model: PZWPT4S

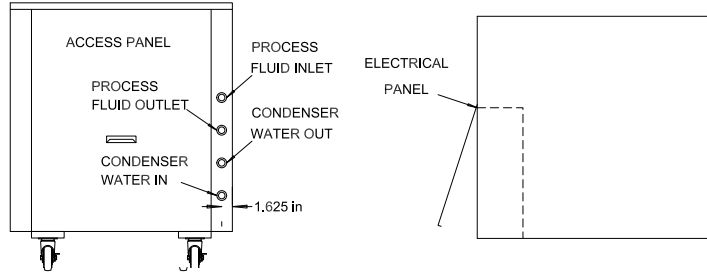
Packaged Water-Cooled 4 Ton Chiller

Product Dimensional Drawing

© Property of J&M Fluidics, Inc.

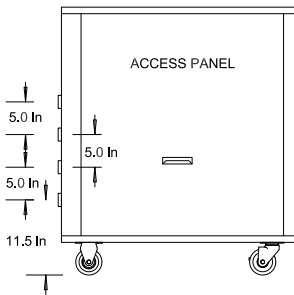


R454A
Refrigerant

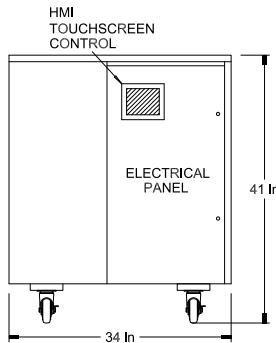


BACK VIEW

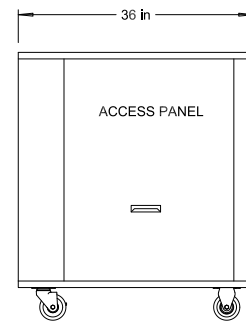
TOP VIEW



LEFT SIDE VIEW



FRONT VIEW



RIGHT SIDE VIEW

Dimensional & Electrical Table (Single Circuit)

Chiller Model	Nominal BTUH	Length Inches	Width Inches	Height Inches	Power			Compressor Qty.	RLA ea.	LRA ea.	Process Pump		MCA	M.O.P.	Reservoir Gal.	Chiller Fluid Conn.	Condenser Water Conn.	Weight Pounds
					Voltage	Phase	Freq.				HP	FLA						
PZWPT4SE7	49900	36	34	41	208/230	1	60	1	24	132	6.6	37	60	400	1 "FPT	1 "FPT	400	
PZWPT4SF7					208/230	3	60		14.1	115	3.5	21	35					
PZWPT4SH7					460	3	60		6.7	47.5	1.7	10	15					
PZWPT4SI7					575	3	60		5.8	40	1.29	9	15					

Capacity Table (Refrigerant R454A)

Model	COMPRESSOR	COND(°F)	105		
		LWT (°F)	TONS	KW	EER
4S	YB28KAE	42	3.9	3.8	12.3
		44	4.1	3.8	12.8
		45	4.2	3.8	13.0
		50	4.6	3.9	14.3

- Capacities on this chart are based on refrigerant R454A. Lower leaving water or low ambient can require the use of a glycol solution or other fluid blends. These solutions affect unit capacities. Please consult the factory on these or other special fluids.
- KW input is for compressor(s) only.
- EER = Energy Efficiency Ratio (BTU/watt-hour). Power inputs include compressor (s), condenser fan motor (s) and control power.